

(CSS3S)

419 3076373

(2109-3)

B.A./B.Com./B.Sc./B.C.A./B.B.A./B.H.M. DEGREE EXAMINATION, MARCH/APRIL 2021:

Second Year — Third Semester

Part I — CSS

Paper III — COMMUNICATION SKILLS AND SOFT SKILLS — 2

Maximum : 50 marks

Time : Two hours

1. Answer any TWO of the following : (2 × 2 = 4)
- (a) What are Syllable? Illustrate with examples.
  - (b) What are Diphthongs? Give two examples.
  - (c) Define Intonation.
  - (d) What are consonant sounds? Give two examples.
2. Identify the sound of the underlined part of any THREE of the following words. (3 × 1 = 3)
- (a) Treasure
  - (b) True
  - (c) Chain
  - (d) Jar
  - (e) Boy
  - (f) Poor
3. Transcribe any THREE of the following words into phonetic script. (3 × 1 = 3)
- (a) Chair
  - (b) Jeep
  - (c) Once
  - (d) Father
  - (e) Children
  - (f) Wife
4. (a) Write a dialogue between a salesman and a customer for purchasing a gadget. (1 × 5 = 5)
- Or
- (b) What are the tips for interview?
5. (a) Give out the instructions on how to create a Power Point Presentation. (1 × 5 = 5)
- Or
- (b) Bring out the main elements required to make a good speech.

6. (a) Define Role play and explain in which way role play helps in building language. (1 × 5 = 5)

Or

- (b) Debate : Types in Debate.

Or

- (c) What is group discussion? Give few tips on how to be respond.

7. Rewrite the following words with correct spelling. (5 × 1 = 5)

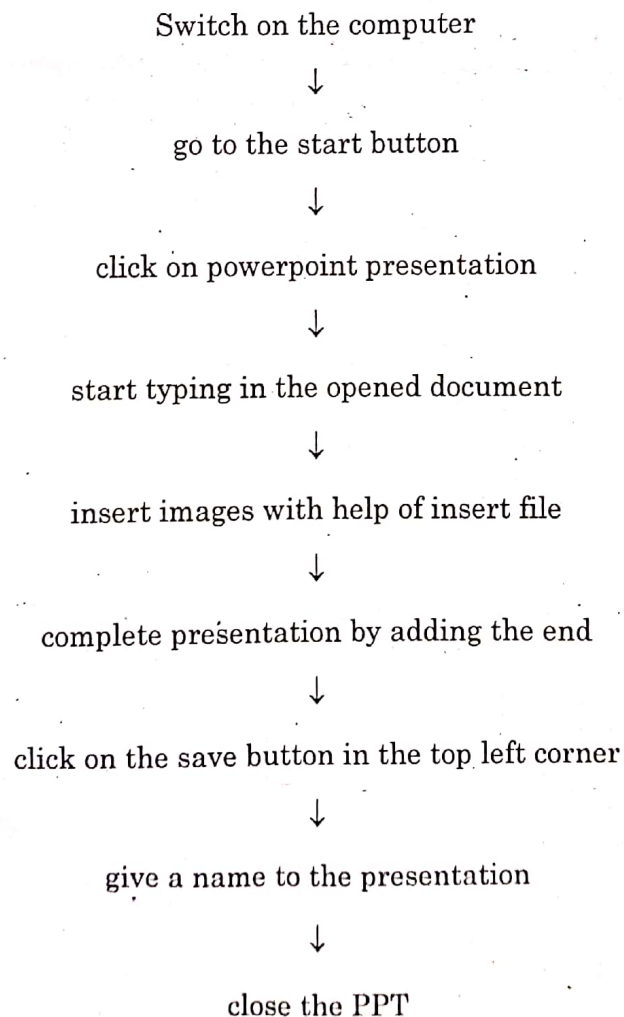
- (a) Recieve
- (b) Occured
- (c) Goverment
- (d) Definatly
- (e) Seperate

8. Punctuate the following. (5)

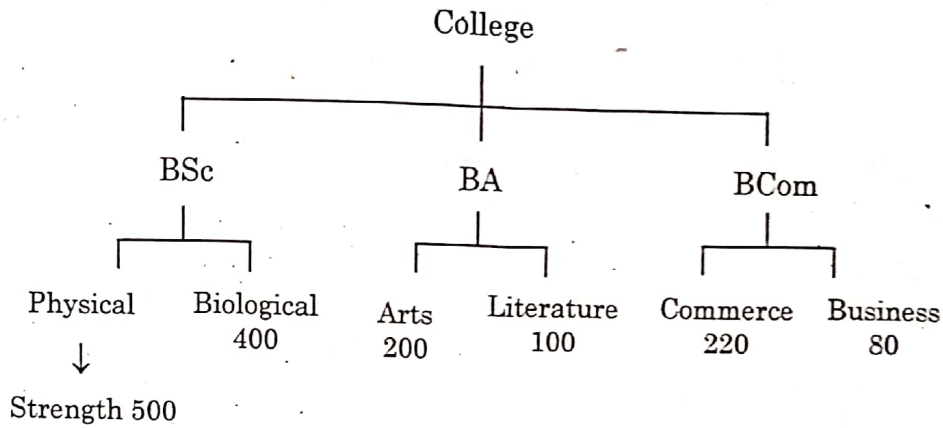
akbar the greatest of the mughal emperors ruled wisely

9. Answer any ONE of the following :

- (a) Observe the following flow chart and answer the questions. (1 × 5 = 5)



- (i) What is the topic of the flow chart?
  - (ii) Where should you click to open the presentation?
  - (iii) What do you do after you finish the presentation?
  - (iv) Where is the save button located?
  - (v) Images can be inserted by which file?
- (b) Observe the following tree diagram and answer.



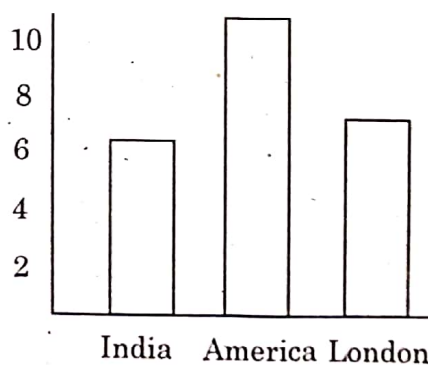
- (i) What does the tree diagram show?
- (ii) What are the different categories under college?
- (iii) Which category has highest strength?
- (iv) Which category has least strength?
- (v) What information does the diagram depicts?

10. Answer any ONE of the following :

(5)

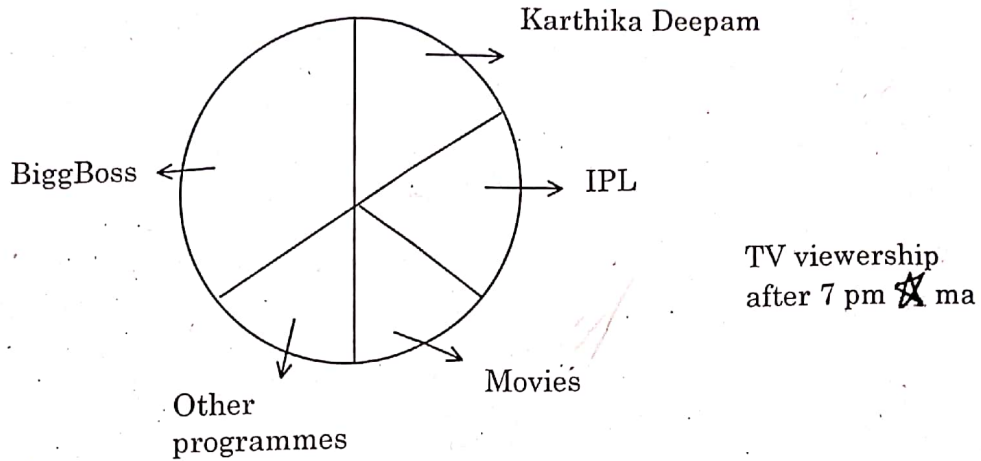
- (a) Observe the chart and answer the following.

Covid 19  
Pandemic.



- (i) Which country recorded highest cases according to graph?
- (ii) The above Bar diagram indicates \_\_\_\_\_?
- (iii) How many countries depicted in graph?
- (iv) Which has least cases according to graph?
- (v) The Highest point is in which place?

(b) Observe the following pie chart and write a paragraph about it.




(c) Study the following table and answer :

	Samsung	Mi	Realme	Oppo
Jan - March	20,000	10,000	15,000	10,000
April - Sept	10,000	15,000	10,000	5,500
Nov - Feb	5,000	3,700	8,000	11,000

- What does the table depicts?
- During which month oppo sold more?
- Which mobile sold most?
- How many real me sold out during April - Sept?
- Mi sold the least during - month

11. Observe the following picture and write five sentences :

(5)



(Or)

